

Oxford Zero Emission Zone

Summary of January 2020 consultation results

November 2020

INTRODUCTION

Oxfordshire County Council consulted informally on the proposals for a charging scheme for the Oxford Zero Emission Zone (Red Zone) during January 2020.



Views were sought via an online survey. In addition a range of meetings were held with directly affected stakeholders and views were welcomed via email.



Most responses (868) were received via the online survey.

In addition, approximately 40 emails (or emailed letters) were received from individuals and organisations.

ONLINE SURVEY RESULTS

The following tables summarise the responses received via the online survey. Email responses are not included. Some questions were optional.

I am completing this survey:			Response Percent	Response Total
1	In a personal capacity		93.89%	815
2	As a representative of a business, employer or other organisation		6.11%	53

Do you live in the ZEZ Red Zone?			Response Percent	Response Total
1	Yes		2.21%	18
2	No		97.79%	798

Are you:

			Response Percent	Response Total
1	Male		54.72%	313
2	Female		44.23%	253
3	Prefer not to say		0.87%	5
4	Other (please specify):		0.17%	1

What is your age group?

			Response Percent	Response Total
1	Under 11		0.00%	0
2	12 – 17		0.18%	1
3	18 – 24		5.45%	31
4	25 – 34		17.75%	101
5	35 – 44		24.43%	139
6	45 – 54		21.79%	124
7	55 – 64		18.28%	104
8	65 – 74		8.61%	49
9	75 – 84		3.34%	19
10	85 plus		0.18%	1






Do you have a disability? Please say no, or say yes and briefly describe it if you wish. Or you can leave blank, or write prefer not to say.

			Response Percent	Response Total
1	Yes		10.69%	57
2	No		89.31%	476




Are you currently pregnant or have you been pregnant in the last year?

			Response Percent	Response Total
1	Yes		1.50%	8
2	No		97.20%	520
3	Prefer not to say		1.31%	7







Do you consider yourself to be...

			Response Percent	Response Total
1	Heterosexual or straight		72.82%	367
2	Gay or lesbian		4.37%	22
3	Bisexual		3.77%	19
4	Prefer not to say		16.47%	83
5	Other (please specify if you wish):		2.58%	13











Is your gender identity the same as the gender you were assigned at birth?

			Response Percent	Response Total
1	Yes		90.16%	458
2	No		0.79%	4
3	Prefer not to say		9.06%	46





For what purpose do you most often come to Oxford city centre?

			Response Percent	Response Total
1	Commuting to and from work		29.66%	242
2	Business travel whilst at work		4.29%	35
3	Shopping, leisure or tourism		46.57%	380
4	Visiting friends or family		1.72%	14
5	I live in the city centre		7.72%	63
6	Other (please specify):		10.05%	82





Thinking about your main purpose for coming to Oxford city centre, how do you most often travel?

			Response Percent	Response Total
1	Bicycle		30.88%	252
2	Bus		19.61%	160
3	Walk		10.91%	89
4	Park & Ride (bus)		2.94%	24
5	Car all the way to my destination		20.96%	171
6	Park & Cycle		0.49%	4
7	Park & Walk		2.45%	20
8	Train & Walk		2.82%	23
9	Train & Cycle		0.86%	7
10	Train & Bus		0.12%	1






Thinking about your main purpose for coming to Oxford city centre, how do you most often travel?

			Response Percent	Response Total
11	Train & Taxi		0.12%	1
12	Taxi		1.72%	14
13	Motorcycle		1.47%	12
14	Other (please specify):		4.66%	38

What are your views on the level of daily charges proposed for non-compliant vehicles?

			Response Percent	Response Total
1	Too high		29.49%	256
2	About right		41.71%	362
3	Too low		21.77%	189
4	Don't know		7.03%	61

What are your views on the proposed hours when charges would apply for non-compliant vehicles (7am to 7pm, every day)






			Response Percent	Response Total
1	Charges should apply at all times		33.18%	288
2	Charges should be part-time but cover more of the day		4.95%	43
3	Charges should be part-time but cover less of the day		15.09%	131
4	The proposed hours are about right		29.61%	257
5	Other (please specify):		17.17%	149

Please tell us your views on the proposed discounts and exemptions for each of the categories below. Hackney carriages licensed in Oxford and local buses will be subject to separate emissions requirements and are therefore not part of the ZEZ Red Zone proposals.

	Support	Neither support nor oppose	Oppose	Don't know	Response Total
People with disabilities with Blue Badges	66.4% (576)	15.4% (134)	14.5% (126)	3.7% (32)	868
Vehicles registered to businesses within Red Zone	43.1% (374)	20.7% (180)	30.9% (268)	5.3% (46)	868
Red Zone residents' vehicles	49.8% (432)	20.0% (174)	24.9% (216)	5.3% (46)	868






This question was aimed at members of the public who drive into the zone (excluding Blue Badge holders).

Thinking just about the last journey you made into the Red Zone, please select from the options below what you would do on a similar occasion in future if the ZEZ Red Zone scheme were in place:

			Response Percent	Response Total
1	Pay the full charge to bring a non-compliant vehicle into the zone		14.57%	52
2	Enter the zone but switch to walk, bus or cycle (including use of cycle delivery services)		18.49%	66
3	Enter the zone with a compliant zero emission vehicle		13.17%	47
4	Enter the zone outside the charging hours (charging hours are 7am - 7pm)		13.45%	48
5	Not enter the zone at all		40.34%	144





This question was aimed at Blue Badge holders who drive into the zone.

Thinking just about the last journey you made into the Red Zone, please select from the options below what you would do on a similar occasion in future if charges applied to Blue Badge holders:






			Response Percent	Response Total
1	Pay the charge to bring a non-compliant vehicle into the zone		11.54%	3
2	Enter the zone but switch to another mode of transport (e.g. bus or compliant taxi)		3.85%	1
3	Enter the zone with a compliant vehicle		3.85%	1
4	Enter the zone outside the charging hours (charging hours are 7am - 7pm)		11.54%	3
5	Not enter the zone at all (e.g. find alternative Blue Badge holder parking)		69.23%	18

This question was aimed at private hire drivers who come into the zone



Thinking about the last journey you made into the Red Zone, please select from the options below what you would do on a similar occasion in future if the ZEZ Red Zone scheme were in place:

			Response Percent	Response Total
1	Pay the full charge to bring a non-compliant vehicle into the zone		21.43%	3
2	Enter the zone with a compliant vehicle		7.14%	1
3	Enter the zone outside the charging hours (charging hours are 7am - 7pm)		7.14%	1
4	Not enter the zone at all (e.g. pick or set down passengers just outside the zone)		64.29%	9

This question was aimed at drivers of business-registered vehicles who come into the zone
Thinking just about the last journey you made into the Red Zone, please select from the options below what you would do on a similar occasion in future if charges applied to Red Zone business' own vehicles:

			Response Percent	Response Total
1	Pay the full charge to bring a non-compliant vehicle into the zone		25.00%	4
2	Enter the zone but switch to walk, bus or cycle		6.25%	1
3	Enter the zone with a compliant zero emission vehicle		12.50%	2
4	Enter the zone outside the charging hours (charging hours are 7am - 7pm)		37.50%	6
5	Not enter the zone at all		18.75%	3

This question was aimed at Red Zone residents who drive in the zone
If the proposed ZEZ Red Zone scheme were in place, with a 90% discounted daily charges for non-compliant vehicles, what would you do? Please select from the options below:

			Response Percent	Response Total
1	Pay the discounted charge on a DAILY basis and continue to use a non-compliant vehicle in the Red Zone		0.00%	0
2	Pay the discounted charge on an ANNUAL basis and continue to use a non-compliant vehicle in the Red Zone		80.00%	4
3	Buy a compliant vehicle		0.00%	0
4	Use a non-compliant vehicle only outside the charging hours (charging hours are 7am - 7pm)		20.00%	1
5	Not own a vehicle at all		0.00%	0

TOP ISSUES RAISED

The table below summarises the most commonly raised issues in the online responses and emails received.

Issue
Better public transport and cycle infrastructure needed
Journey time/speed influences travel mode choice more than cost
Environmental impact is important in travel mode choice
Cost influences travel mode choice
A charging scheme is considered the wrong approach
Proposals are being implemented too quickly to switch vehicle and install infrastructure e.g. charging points
Negative impact on businesses
Disabled / Elderly / Sick less able to reach destination/ charge too high
Red Zone too small to have an impact
Will avoid coming to Oxford
Electric vehicles are too expensive

TOP CHANGES SUGGESTED

The table below summarises the most commonly suggested changes in the online responses and emails received.

Change
Expand the Red Zone (including to High Street, Broad Street, George Street and St Clements)
Implement future phases of the scheme much sooner
Disabled people, including disabled tax class vehicles, should be permanently exempt (some felt including those without a Blue Badge)
Buses and taxis should not be exempt unless ZEZ compliant
Increase charge
Vehicles accessing businesses in the Red Zone should be exempt or charged significantly reduced rate
Ban polluting vehicles from Red Zone rather than charge (some felt excluding key workers)
Charge all vehicles a standard rate without exemption
Pedestrianise city centre
Implement scheme more slowly (to allow for technology advancement and vehicles to become cheaper)

OTHER CONCERNS RAISED

Concern
Concern about timing of zone implementation to coincide with Christmas trading
Concern about access for certain special vehicle categories
Concern that there is currently no agreed standard for zero or ultra low emission HGVs
Concern about students living in the zone requiring access on move in/move out days