





Notes

-  Footway to be widened and converted into a segregated (by white line) footway/cycleway, 3m wide with narrowings where this is not achievable due to existing physical constraints.
-  Footway to be converted into a shared (without a white line) footway/cycleway.
-  Existing Pelican Crossing to be Converted to a Toucan crossing.
-  Raised junction entry treatment.

Note: Locations of signs and tactile paving are indicative and may change during detailed design.

Do not scale this drawing

Rev	Description	By	Date	Chk'd	Auth

**Oxford Direct Services**  
 Marsh Road, Oxford OX4 2HH  
 T: 01865 335400  
 E: oxforddirectservices@oxfordds.co.uk



Client

Project  
**Oxfordshire Growth Deal:  
 Marsh lane (Elms Drive to  
 Horseman Close) cycling and  
 walking improvement 2018**

Title  
**Consultation Plan**

Scale 1:500	Drawn By SMA	Checked By	Approved By
	Date 11.10.18	Date	Date

Drawing Number **0007/A3/00113** Rev

